
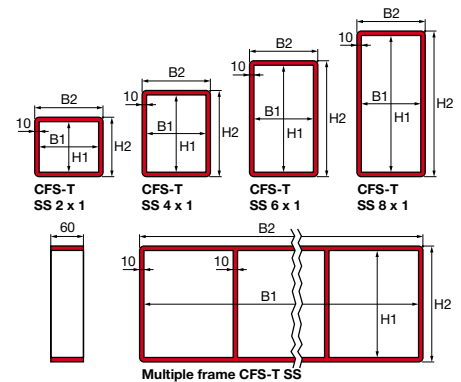


CFS-T SS transit frames



CFS-T SS



Technical information

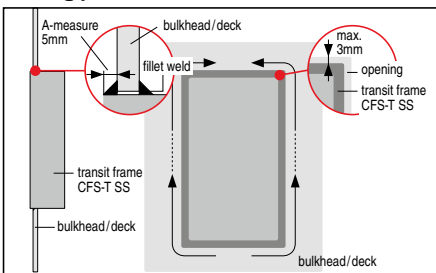
- Made from 10 mm flat bar
- CFS-T transit frames made from Aluminium, material grade Al.Mg. Si.05 available on request
- CFS-T SS transit frames with higher number of frame windows or double-row CFS-T SS transit frames available on request.

Material quality

- Standard, steel St.37, rust preventive primer coated
- Stainless steel, material grade 1.4571/A4 (DIN 17456 or AISI 316Ti).

Hilti CFS-T SS transit frames have been optimized for use in steel structures.

Welding procedure for transit frames CFS-T SS



Dimensions of CFS-T SS transit frames (single-row)

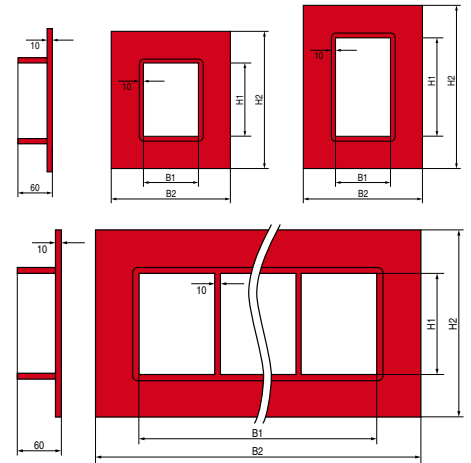
CFS-T SS	2 x 1	2 x 2	2 x 3	2 x 4	2 x 5
H1 x B1 (in mm)	101x120	101x250	101x380	101x510	101x640
H2 x B2 (in mm)	121x140	121x270	121x400	121x530	121x660
	4 x 1	4 x 2	4 x 3	4 x 4	4 x 5
H1 x B1 (in mm)	160x120	160x250	160x380	160x510	160x640
H2 x B2 (in mm)	180x140	180x270	180x400	180x530	180x660
	6 x 1	6 x 2	6 x 3	6 x 4	6 x 5
H1 x B1 (in mm)	218x120	218x250	218x380	218x510	218x640
H2 x B2 (in mm)	238x140	238x270	238x400	238x530	238x660
	8 x 1	8 x 2	8 x 3	8 x 4	8 x 5
H1 x B1 (in mm)	277x120	277x250	277x380	277x510	277x640
H2 x B2 (in mm)	297x140	297x270	297x400	297x530	297x660

Tolerances: CFS-T SS frames are manufactured with a tolerance of -0.0/+0.4 mm for each frame window. Accordingly, with multiple frame combinations, total tolerance may be up to 4 mm (dimensions B1/B2).

CFS-T SSF transit frames



CFS-T SSF



Hilti CFS-T SSF transit frames have been optimized for use in steel structures

Dimensions of CFS-T SSF transit frames

CFS-T SSF	4 x 1	4 x 2	4 x 3	4 x 4	4 x 5
H1 x B1 (in mm)	160x120	160x250	160x380	160x510	160x640
H2 x B2 (in mm)	300x260	300x390	300x520	300x650	300x780
	6 x 1	6 x 2	6 x 3	6 x 4	6 x 5
H1 x B1 (in mm)	218x120	218x250	218x380	218x510	218x640
H2 x B2 (in mm)	358x390	358x390	358x520	358x650	358x780
	8 x 1	8 x 2	8 x 3	8 x 4	8 x 5
H1 x B1 (in mm)	277x120	277x250	277x380	277x510	277x640
H2 x B2 (in mm)	417x260	417x390	417x520	417x650	417x780

Tolerances: CFS-T SS frames are manufactured with a tolerance of $-0.0/+0.4$ mm for each frame window. Accordingly, with multiple frame combinations, total tolerance may be up to 4 mm (dimensions B1/B2).

Technical information

- Made from 10 mm flat bar

Material quality

- Standard, steel S235 JR, rust preventive primer coated
- Stainless steel, material grade 1.4571/A4 (DIN 17456 or AISI 316Ti).